

Carta 
laminates


inspired from
indonesian
nature

Catalogue


Live to inspire



SOLID MATTE



CT 0298 T
Clear White




CT 0270 T
New Frosty White



CT 0201 T
Grey




CT 0206 T
Black
E 22 | 42




CT 0101 T
White
E 22 | 42



CT 0230 T
Prime White
E 22 | 42



CT 0153 T
Ice White
E 22 | 42



CT 0163 T
Warm White
E 22 | 42



CT 0109 T
Light Grey
E 22 | 42



CT 0117 T
Dark Grey
E 22 | 42



CT 0113 T
Misty Grey



CT 0136 T
Graphite
E 22 | 42

SOLID MATTE



CT 0150 T
New Magnolia



CT 0198 T
Beige



CT 0103 T
Manchester Tan



CT 0199 T
Khaki



CT 0102 T
Vintage Cream



CT 0203 T
Pecan



CT 0202 T
Coffee



CT 0137 T
Mocha Grey



CT 0263 T
Light Yellow



CT 0273 T
Golden Yellow



CT 0174 T
Honey Yellow



CT 0225 T
Orange

E 22



CT 0238 T
Maroon



CT 0139 T
Red

E 22 | 42



CT 0145 T
Spectrum Red



CT 0128 T
Florida Orange



CT 0294 T
Purple



CT 0293 T
Magenta




CT 0140 T
Hot Pink



CT 0120 T
Pink

SOLID MATTE



CT 0279 T
Powder Blue



CT 0155 T
Green
E 22 | 42



CT 0218 T
Misty Blue
E 22 | 42



CT 0248 T
Stain Blue
E 22 | 42



CT 0172 T
Spectrum Green




CT 0237 T
Parrot Green
E 22



CT 0114 T
Venecian Blue



CT 0180 T
Ribbon Blue




CT 0175 T
Rainforest Green



CT 0149 T
Viridis

SOLID TEXTURE



CT 8006 DNO
Premium Black



CT 8409 DNO
Premium White

SOLID GLOSSY



CT 0150 G
New Magnolia




CT 0199 G
Khaki




CT 0203 G
Pecan



CT 0136 G
Graphite




CT 0298 G
Clear White



CT 0153 G
Ice White



CT 0206 G
Black



CT 0270 G
New Frosty
White



CT 0201 G
Grey



CT 0248 G
Stain Blue



CT 0172 G
Spectrum Green



CT 0273 G
Golden Yellow
E 22 | 42




CT 0225 G
Orange




CT 0139 G
Red

SOLID FINE



CT 0298 F
Clear White



CT 0153 F
Ice White



CT 0206 F
Black

A lush, misty forest scene with tall trees and dense foliage. The trees are tall and thin, with a thick canopy of green leaves. The ground is covered in ferns and other plants. The overall atmosphere is serene and natural.


the

warmth

of

W O

On our ride, find yourself in a soothing, earthly experience as we are standing with trees towering around us. Extend the pleasure of listening to the wind, wood creaking, leaves rustling, right to where you are.



O

D



CT 5420 T
Flax Oak



CT 7842 T **E** 22 | 42
Forssa Oak



CT 7866 T **E** 22 | 42
Akasia Oak




CT 5571 T **E** 22 | 42
Seaside Oak



CT 5412 T
Dijon Oak



CT 7837 T **E** 22 | 42
Balzers Ash



CT 7833 T **E** 22 | 42
Osten Ash



CT 5411 T
Peanut Oak



CT 7865 T
Mountain Oak

E 22 | 42



CT 7864 T
Canyon Oak

E 22 | 42



CT 5677 T
Oldie Balk



CT 5572 T
Natural Oak

E 22 | 42



CT 5573 T
Mocha Oak

E 22 | 42



CT 5574 T
Antique Oak

E 22 | 42



CT 6801 DM
Pala Sento Cream

E 22 | 42



CT 7857 T
Indie Oak

E 22 | 42



CT 7860 T
Kriel Oak

E 22





CT 5172 T
Golden Oak

E 22 | 42



CT 5173 T
White Oak

E 22 | 42



CT 5175 T
Desire Oak



CT 8570 NT
Rustic Oak



CT 8571 NT
Shasta Oak




CT 6657 DM
Zekatho Oak

E 22



CT 6442 DM
Desata Oak



CT 5403 T
Laguna Oak



CT 5401 T
Stone Oak



CT 5402 T
Shadow Oak





CT 7812 T
Sycamore
Oak

E 22 | 42




CT 6761 DM
Trendy Oak



CT 6800 DM
Velvet Oak



CT 5174 T
Cool Oak



CT 5430 T
Creamy Oak



CT 7854 T
Common Oak

E 22 | 42



CT 5862 T
Natural
Fine Oak

E 22 | 42



CT 5861 T
Brown
Fine Oak

E 22



CT 5865 T
Dark
Fine Oak



CT 5111 T
Cocoa Oak

E 22 | 42



CT 5176 T
Noble Oak




CT 6441 DM
Camry Oak

E 22



CT 6437 DM
Pita Vita
Oak

E 22 | 42



CT 5828 T
Dark Oak

E 22 | 42



CT 6433 DM
Roman Teak




CT 5315 T
Torreya Wood


E 22 | 42




CT 8482 NT
Light Cadiz
Walnut



CT 8480 NT
Natural Cadiz
Walnut



CT 8483 NT
Cocoa Cadiz
Walnut



CT 8481 NT
Cadiz
Walnut



CT 6089 DM
American Walnut




CT 6511 DM
Zebrano Walnut

E 22




CT 7844 T
Brus Walnut

E 22 | 42




CT 5979 T
Eurasian Walnut

E 22 | 42



CT 5980 T
Dark Eurasian Walnut

E 22 | 42



CT 6011 DM
Camel Walnut



CT 5650 T
Chestnut Walnut

E 22 | 42



CT 7852 T
Tan Walnut

E 22 | 42







CT 8771 BW
Archer Oak



CT 5428 T
Russet Oak



CT 5977 T
Mello Walnut




CT 5471 T
Brown Walnut




CT 7859 T
Warden Walnut

E 22 | 42



CT 7879 T
Goderich Oak

E 22 | 42



CT 5097 T
Western Walnut

E 22 | 42






CT 7873 T
Salta
Cherry

E

22 | 42



CT 5819 T
Mexican
Cherry

E

22 | 42



CT 5820 T
Classic
Cherry

E


22 | 42



CT 5829 T
Dark
Cherry

E

22



CT 5967 T
Natural
Cherry

E

22 | 42




CT 5874 T
Hazelnut
Cherry

E

22 | 42



CT 5301 G
Turners
Cherry



CT 5993 T
Oxford
Cherry

E


22 | 42



CT 7875 T
Manzanita

E

22 | 42



CT 5460 T
Northern
Pine



CT 5807 T
Amber
Cherry

E

22 | 42




CT 8721 BW
Wildery Elm



CT 8741 BW
Morris Teak



CT 7846 T **E** 22 | 42
Almero Teak




CT 6402 DM **E** 22 | 42
Canyon Teak



CT 5264 T **E** 22 | 42
Natural Teak



CT 5300 T **E** 22 | 42
Valued Teak



CT 6400 DM
Shyam Teak




CT 6708 DM
Sandy Teak

E 22 | 42



CT 5498 T
African Teak



CT 5647 T  22 | 42
Olive Taxus
Chinensis



CT 5475 T
Amber
Maple



CT 5703 T  22 | 42
Burma Teak




CT 5265 T  22 | 42
Thai Teak



CT 5266 T  22 | 42
Classic Teak



CT 5443 T
American
Chestnut




CT 5256 T  22 | 42
Teak



CT 7856 T  22 | 42
Kirkwood
Teak



CT 5263 T  22 | 42
Cocoa Teak



CT 6434 DM Chear Teak **E** 22 | 42



CT 5575 T Burma Oak




CT 5924 T Sand Ash **E** 22 | 42



CT 5926 T Natural Ash



CT 5682 T White Ash **E** 22 | 42



CT 5923 T Cocoa Ash



CT 5990 T Elm **E** 22 | 42



CT 6706 DM Roasted Wood



CT 5715 T North American Oak **E** 22 | 42



CT 5981 T Oldie Teak **E** 22 | 42



CT 5441 T
Creamy Pine



CT 5442 T
Sweet Pine




CT 7878 T
Argentina
Cherry

E 22 | 42



CT 5614 T
Lincoln
Walnut

E 22 | 42



CT 5975 T
Beech

E 22 | 42



CT 5968 T
Bavaria
Beech

E 22 | 42



CT 5567 T
Red
Beech


E 22



CT 6029 DM
Milan
Beech



CT 6116 DM
Marin
Beech



CT 5668 T
White
Beech

E 22



CT 6034 DM
Precious
Beech

E 22





CT 6271 DM
Ocean Rageleto

E 22



CT 6272 DM
Rageleto

E 22



CT 5110 T
Knight
Wood

E 22 | 42



CT 6910 DM
Original Wenge

E 22




CT 5081 T
Dark
Wenge

E 22



CT 5644 T
Mali
Wenge

E 22 | 42



CT 5700 G
Dark Sanders



CT 5991 T
Africa
Zebrano

E 22




CT 6438 DM
Divita Oak

E 22 | 42




CT 7872 T Sweet Bay E 22 | 42




CT 7861 T Live Wood E 22 | 42



CT 7853 T Belfour Shedua E 22 | 42




CT 7868 T Cornelia Wood E 22 | 42




CT 5651 T Oiled Olivewood E 22 | 42



CT 5689 T Nocturne Wood E 22



CT 5660 T Darkgrey Legno E 22 | 42



CT 7874 T Clifton Walnut E 22 | 42



CT 7862 T Splash Ash E 22 | 42



CT 7823 T Exotic Walnut E 22 | 42




CT 7815 T Oldie Walnut E 22 | 42




CT 7858 T
Strand Walnut

E 22 | 42




CT 5978 T
Tropical Walnut

E 22 | 42




CT 7869 T
China Berry

E 22 | 42



CT 5606 T
Dazzle
Wood

E 22 | 42




CT 5992 T
Silver line
Wood

E 22 | 42




CT 7863 T
Mansonia

E 22 | 42




CT 5480 T
Flaxen Pear



CT 5481 T
Umber Pear






CT 7871 T Wamara **E** 22 | 42




CT 7870 T Eastern Hemlock **E** 22




CT 1872 T Chocoline




CT 1873 T Melot




CTHZ 6424 DM Distrais Oak




CTHZ 6421 DM Tosa Oak




CTHZ 6423 DM Roro Oak



CTHZ 5101 T Cloud Arbuscle



CTHZ 6422 DM Muripa Oak



CTHZ 5102 T Rustic Teak



As your safety and convenience are our number one priority, we refine our product innovation with international standardization.

Being Green Guard certified is one of our efforts to support sustainability in the environment.

This is our commitment to put our customer first.



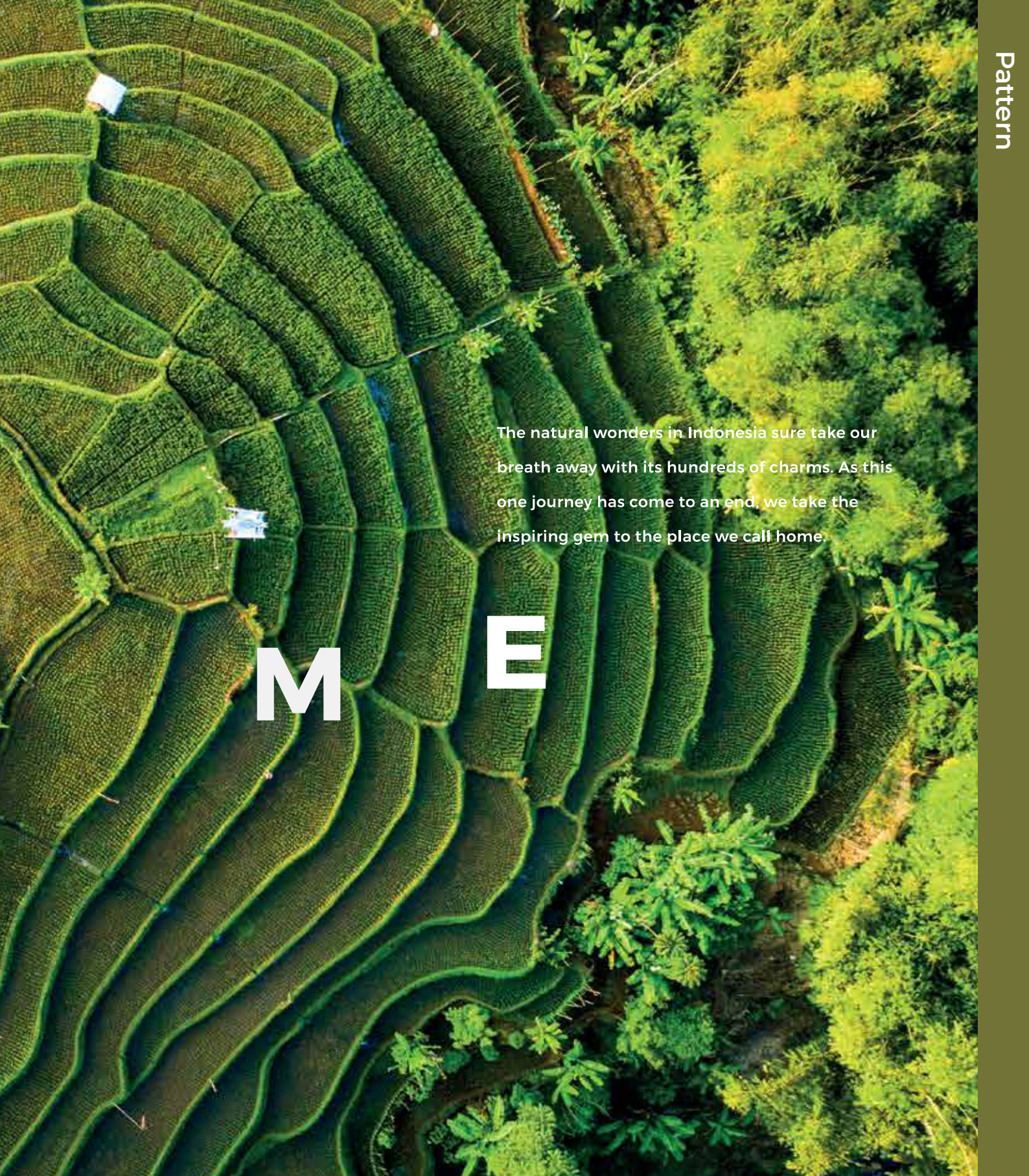
An aerial photograph of terraced rice fields. The fields are arranged in a grid-like pattern, with narrow, winding paths or irrigation channels separating the plots. The water in the fields is a deep, dark green, while the surrounding land is a lighter, brownish-green. The overall appearance is that of a well-maintained agricultural landscape.

close

to

H

O



The natural wonders in Indonesia sure take our breath away with its hundreds of charms. As this one journey has come to an end, we take the inspiring gem to the place we call home.


M E




CT 1524 MT
Loft Zilk



CT 1525 MT
Irish Zilk



CT 1423 T
White Denim



CT 1835 T
Light Gabardine



CT 1422 T
Brown
Denim



CT 1421 T
Grey
Denim




CT 1832 T
Dark
Gabardine



CT 1833 T
Ash Brown
Gabardine



CT 1834 T
Blue
Gabardine



CT 1727 T
Delight Linen




CT 1726 T
Stone
Linen




CT 1728 T
Creamy
Linen

E 22



CT 0501 G
Golden Mirror




CT 0502 G
Silver Mirror




CT 8001 G
Pearl





CT 8002 G
Bronze Pearl



CT 8003 G
Grey Pearl



CT 8104 G
Galaxy Black



CT 0516
Brushed Stainless



CT 0517
Vintage Bronze



CT 0518
Brushed Silver



CT 0520
Brushed Copper



CT 0521
Brushed Gold

shades

T

of

S

O

N

As it presents a timeless trend, join us upgrading the
vibe of a space through magnificent stones. Nature
creations can never fail us, thus natural stone beauty
is everlasting, one proof of nature's wild creations.

E


S



CT 2466 DM
Rambas Stone



CT 2467 DM
Natural Stone



CT 2877 DM
Cement Stone




CT 2878 DM
Brown Cement Stone




CT 8601 MT
Concrete Mortar



CT 8602 MT
Concrete Coal



CT 8616 F
Emperador Marble



CT 8615 F
Grey Marble



CT 1328 F
Terrazo Primavera



CT 1616 F
Calacatta Gold



CT 1614 G
White Carrara




CT 1614 F
White Carrara



CT 1617 F
Black Granite



CT 2874 G
Satvario Black



CT 1875 G
Marquina Black

Carta Laminates Product Performance : Nema Standard

| PROPERTIES | NEMA | CARTA |
|---|-----------------------|---------------|
| DIMENSIONAL TOLERANCES | | |
| Thickness | 0.7 mm | 0.7 mm |
| Thickness Tolerance | +/- 0.1 mm | +/- 0.1 mm |
| Squareness | Within 6mm | Within 6mm |
| Edge Straightness | 1.5mm/m | 1.0mm/m |
| Flatness | ± 120mm | ± 60mm |
| Light Resistance | Slight Effect | Slight Effect |
| PERFORMANCE PROPERTIES | | |
| Cleanability of Surface (Cycles) | 20 (Max) | 16 |
| Stain Resistance | | |
| Reagents (I-10) | No Effect | No Effect |
| Reagents (11-15) | Moderate Effect | Slight Effect |
| Boiling Water Resistance | No Effect | No Effect |
| High Temperature Resistance | Slight Effect | Slight Effect |
| Liner Glass Scratch Resistance | <20/50/100/200gr Mass | <200gr Mass |
| Ball Impact Resistance | 500mm | 550mm |
| Dart Impact Resistance | 200mm | 200mm |
| Radiant Heat Resistance (Coil) | 80 Sec | 80 Sec |
| Dimensional Change (Machine Direction) | 0.70% (Max) | 0.60% (Max) |
| Dimensional Change (Cross Direction) | 1.20% (Max) | 1.00% (Max) |
| Room Temperature Dimensional Stability | | |
| Dimensional Stability (Machine Direction) | 0.60% (Max) | 0.50% (Max) |
| Dimensional Stability (Cross Direction) | 1.10% (Max) | 0.95% (Max) |
| Wear Resistance | 400 Cycles (Min) | >400 Cycles |

Carta Laminates Size : 2440 mm x 1220 mm

INDEX

| SOLID | | | |
|-----------|------------------|------|---------|
| CODE | DESCRIPTION | PAGE | EDGING |
| CT 0101 T | WHITE | 3 | 22 & 42 |
| CT 0102 T | VINTAGE CREAM | 4 | |
| CT 0103 T | MANCHESTER TAN | 4 | |
| CT 0109 T | LIGHT GREY | 3 | 22 & 42 |
| CT 0113 T | MISTY GREY | 3 | |
| CT 0114 T | VENECIAN BLUE | 5 | |
| CT 0117 T | DARK GREY | 3 | 22 & 42 |
| CT 0120 T | PINK | 4 | |
| CT 0128 T | FLORIDA ORANGE | 4 | |
| CT 0136 G | GRAPHITE | 6 | |
| CT 0136 T | GRAPHITE | 3 | 22 & 42 |
| CT 0137 T | MOCHA GREY | 4 | |
| CT 0139 G | RED | 6 | |
| CT 0139 T | RED | 4 | 22 & 42 |
| CT 0140 T | HOT PINK | 4 | |
| CT 0145 T | SPECTRUM RED | 4 | |
| CT 0149 T | VIRIDIS | 5 | |
| CT 0150 G | NEW MAGNOLIA | 6 | |
| CT 0150 T | NEW MAGNOLIA | 4 | |
| CT 0153 F | ICE WHITE | 6 | |
| CT 0153 G | ICE WHITE | 6 | |
| CT 0153 T | ICE WHITE | 3 | 22 & 42 |
| CT 0155 T | GREEN | 5 | |
| CT 0163 T | WARM WHITE | 3 | 22 & 42 |
| CT 0172 G | SPECTRUM GREEN | 6 | |
| CT 0172 T | SPECTRUM GREEN | 5 | |
| CT 0174 T | HONEY YELLOW | 4 | |
| CT 0175 T | RAINFOREST GREEN | 5 | |
| CT 0180 T | RIBBON BLUE | 5 | |
| CT 0198 T | BEIGE | 4 | |
| CT 0199 G | KHAKI | 6 | |
| CT 0199 T | KHAKI | 4 | |
| CT 0201 G | GREY | 6 | |
| CT 0201 T | GREY | 3 | |
| CT 0202 T | COFFEE | 4 | |
| CT 0203 G | PECAN | 6 | |
| CT 0203 T | PECAN | 4 | |
| CT 0206 F | BLACK | 6 | |
| CT 0206 G | BLACK | 6 | |
| CT 0206 T | BLACK | 3 | 22 & 42 |
| CT 0218 T | MISTY BLUE | 5 | |
| CT 0225 G | ORANGE | 6 | |
| CT 0225 T | ORANGE | 4 | 22 |
| CT 0230 T | PRIME WHITE | 3 | |
| CT 0237 T | PARROT GREEN | 5 | 22 |
| CT 0238 T | MAROON | 4 | |
| CT 0248 G | STAIN BLUE | 6 | |

| SOLID | | | |
|-------------|------------------|------|---------|
| CODE | DESCRIPTION | PAGE | EDGING |
| CT 0248 T | STAIN BLUE | | |
| CT 0263 T | LIGHT YELLOW | | |
| CT 0270 G | NEW FROSTY WHITE | | 22 & 42 |
| CT 0270 T | NEW FROSTY WHITE | | |
| CT 0273 G | GOLDEN YELLOW | | |
| CT 0273 T | GOLDEN YELLOW | | |
| CT 0293 T | MAGENTA | | |
| CT 0294 T | PURPLE | | |
| CT 0298 F | CLEAR WHITE | | |
| CT 0298 G | CLEAR WHITE | | |
| CT 0298 T | CLEAR WHITE | | |
| CT 8006 DNO | PREMIUM BLACK | | |
| CT 8409 DNO | PREMIUM WHITE | | |

| PATTERN | | | |
|------------|---------------------|------|--------|
| CODE | DESCRIPTION | PAGE | EDGING |
| CT 1328 F | TERRAZO PRIMAVERA | 37 | |
| CT 1421 T | GREY DENIM | 30 | |
| CT 1422 T | BROWN DENIM | 30 | |
| CT 1423 T | WHITE DENIM | 29 | |
| CT 1524 MT | LOFT ZILK | 29 | |
| CT 1525 MT | IRISH ZILK | 29 | |
| CT 1614 F | WHITE CARRERA | 37 | |
| CT 1614 G | WHITE CARRERA | 37 | |
| CT 1616 F | CALACATTA GOLD | 37 | |
| CT 1617 F | BLACK GRANITE | 38 | |
| CT 1726 T | STONE LINEN | 30 | |
| CT 1727 T | DELIGHT LINEN | 30 | |
| CT 1728 T | CREAMY LINEN | 30 | 22 |
| CT 1832 T | DARK GABARDINE | 30 | |
| CT 1833 T | ASH BROWN GABARDINE | 30 | |
| CT 1834 T | BLUE GABARDINE | 30 | |
| CT 1835 T | LIGHT GABARDINE | 29 | |
| CT 1872 T | CHOCOLINE | 38 | |
| CT 1873 T | MELOT | 25 | |
| CT 1875 G | MARQUINA BLACK | 25 | |
| CT 2466 DM | RAMBAS STONE | 35 | |
| CT 2467 DM | NATURAL STONE | 35 | |
| CT 2874 G | SATVARIO BLACK | 38 | |
| CT 2877 DM | CEMENT STONE | 35 | |
| CT 2878 DM | BROWN CEMENT STONE | 35 | |
| CT 8601 MT | CONCRETE MORTAR | 36 | |
| CT 8602 MT | CONCRETE COAL | 36 | |
| CT 8615 F | GREY MARBLE | 36 | |
| CT 8616 F | EMPERADOR MARBLE | 36 | |

INDEX

| WOODGRAIN | | | |
|-----------|-----------------------|------|---------|
| CODE | DESCRIPTION | PAGE | EDGING |
| CT 5081 T | DARK WENGE | 22 | 22 |
| CT 5097 T | WESTERN WALNUT | 15 | 22 & 42 |
| CT 5110 T | KNIGHT WOOD | 22 | 22 & 42 |
| CT 5111 T | COCOA OAK | 12 | 22 & 42 |
| CT 5172 T | GOLDEN OAK | 11 | 22 & 42 |
| CT 5173 T | WHITE OAK | 11 | 22 & 42 |
| CT 5174 T | COOL OAK | 12 | |
| CT 5175 T | DESIRE OAK | 11 | |
| CT 5176 T | NOBLE OAK | 13 | |
| CT 5256 T | TEAK | 18 | 22 & 42 |
| CT 5263 T | COCOA TEAK | 18 | 22 & 42 |
| CT 5264 T | NATURAL TEAK | 17 | 22 & 42 |
| CT 5265 T | THAI TEAK | 18 | 22 & 42 |
| CT 5266 T | CLASSIC TEAK | 18 | 22 & 42 |
| CT 5267 T | COOL TEAK | 20 | |
| CT 5294 T | STRAIGHT GRAIN CHERRY | 20 | 22 & 42 |
| CT 5300 T | VALUED TEAK | 17 | 22 & 42 |
| CT 5301 G | TURNERS CHERRY | 16 | |
| CT 5315 T | TORREYA WOOD | 13 | 22 & 42 |
| CT 5401 T | STONE OAK | 11 | |
| CT 5402 T | SHADOW OAK | 11 | |
| CT 5403 T | LAGUNA OAK | 11 | |
| CT 5411 T | PEANUT OAK | 9 | |
| CT 5412 T | DIJON OAK | 9 | |
| CT 5420 T | FLAX OAK | 9 | |
| CT 5428 T | RUSSET OAK | 15 | |
| CT 5430 T | CREAMY OAK | 12 | |
| CT 5441 T | CREAMY PINE | 21 | |
| CT 5442 T | SWEET PINE | 21 | |
| CT 5443 T | AMERICAN CHESTNUT | 18 | |
| CT 5460 T | NORTHERN PINE | 16 | |
| CT 5471 T | BROWN WALNUT | 15 | |
| CT 5475 T | AMBER MAPLE | 18 | |
| CT 5480 T | FLAXEN PEAR | 24 | |
| CT 5481 T | UMBER PEAR | 24 | |
| CT 5498 T | AFRICAN TEAK | 18 | |
| CT 5567 T | RED BEECH | 21 | 22 |
| CT 5571 T | SEASIDE OAK | 9 | 22 & 42 |
| CT 5572 T | NATURAL OAK | 10 | 22 & 42 |
| CT 5573 T | MOCHA OAK | 10 | 22 & 42 |
| CT 5574 T | ANTIQUÉ OAK | 10 | 22 & 42 |
| CT 5575 T | BURMA OAK | 19 | |
| CT 5606 T | DAZZLE WOOD | 24 | 22 & 42 |
| CT 5614 T | LINCOLN WALNUT | 21 | 22 & 42 |
| CT 5644 T | MALI WENGE | 22 | 22 & 42 |
| CT 5647 T | OLIVE TAXUS CHINENSIS | 18 | 22 & 42 |
| CT 5650 T | CHESTNUT WALNUT | 14 | 22 & 42 |

| WOODGRAIN | | | |
|------------|----------------------|------|---------|
| CODE | DESCRIPTION | PAGE | EDGING |
| CT 5660 T | DARKGREY LEGNO | 23 | 22 & 42 |
| CT 5668 T | WHITE BEECH | 21 | 22 |
| CT 5677 T | OLDIE BALK | 10 | |
| CT 5682 T | WHITE ASH | 19 | 22 & 42 |
| CT 5689 T | NOCTURNE WOOD | 23 | 22 |
| CT 5700 G | DARK SANDERS | 22 | |
| CT 5703 T | BURMA TEAK | 18 | 22 & 42 |
| CT 5715 T | NORTH AMERICAN OAK | 19 | 22 & 42 |
| CT 5807 T | AMBER CHERRY | 16 | 22 & 42 |
| CT 5818 T | BRAZIL CHERRY | 20 | 22 & 42 |
| CT 5819 T | MEXICAN CHERRY | 16 | 22 & 42 |
| CT 5820 T | CLASSIC CHERRY | 16 | 22 & 42 |
| CT 5828 T | DARK OAK | 13 | 22 & 42 |
| CT 5829 T | DARK CHERRY | 16 | 22 |
| CT 5861 T | BROWN FINE OAK | 12 | 22 |
| CT 5862 T | NATURAL FINE OAK | 12 | 22 & 42 |
| CT 5865 T | DARK FINE OAK | 12 | |
| CT 5874 T | HAZELNUT CHERRY | 16 | 22 & 42 |
| CT 5923 T | COCOA ASH | 19 | |
| CT 5924 T | SAND ASH | 19 | 22 & 42 |
| CT 5925 T | DARK ASH | 20 | |
| CT 5926 T | NATURAL ASH | 19 | |
| CT 5967 T | NATURAL CHERRY | 16 | 22 & 42 |
| CT 5968 T | BAVARIA BEECH | 21 | 22 & 42 |
| CT 5975 T | BEECH | 21 | 22 & 42 |
| CT 5977 T | MELLO WALNUT | 15 | |
| CT 5978 T | TROPICAL WALNUT | 24 | 22 & 42 |
| CT 5979 T | EURASIAN WALNUT | 14 | 22 & 42 |
| CT 5980 T | DARK EURASIAN WALNUT | 14 | 22 & 42 |
| CT 5981 T | OLDIE TEAK | 19 | 22 & 42 |
| CT 5990 T | ELM | 19 | 22 & 42 |
| CT 5991 T | AFRICA ZEBRANO | 22 | 22 |
| CT 5992 T | SILVER LINE WOOD | 24 | 22 & 42 |
| CT 5993 T | OXFORD CHERRY | 16 | 22 & 42 |
| CT 6011 DM | CAMEL WALNUT | 14 | |
| CT 6029 DM | MILAN BEECH | 21 | |
| CT 6034 DM | PRECIOUS BEECH | 21 | |
| CT 6089 DM | AMERICAN WALNUT | 14 | |
| CT 6116 DM | MARIN BEECH | 21 | |
| CT 6271 DM | OCEAN RAGELETO | 22 | 22 |
| CT 6272 DM | RAGELETO | 22 | 22 |
| CT 6400 DM | SHYAM TEAK | 17 | |
| CT 6402 DM | CANYON TEAK | 17 | 22 & 42 |
| CT 6433 DM | ROMAN TEAK | 13 | |
| CT 6434 DM | CHEAR TEAK | 19 | 22 & 42 |
| CT 6437 DM | PITA VITA OAK | 13 | |

INDEX

WOODGRAIN

| CODE | DESCRIPTION | PAGE | EDGING |
|------------|------------------|------|---------|
| CT 6438 DM | DIVITA OAK | 22 | 22 & 42 |
| CT 6441 DM | CAMRY OAK | 13 | 22 & 42 |
| CT 6442 DM | DESATA OAK | 11 | |
| CT 6477 DM | RESAN ELM | 20 | |
| CT 6478 DM | BERENO ELM | 20 | 22 & 42 |
| CT 6479 DM | MELENO ELM | 20 | 22 & 42 |
| CT 6511 DM | ZEBRANO WALNUT | 14 | 22 |
| CT 6657 DM | ZEKATHO OAK | 11 | 22 |
| CT 6706 DM | ROASTED WOOD | 19 | |
| CT 6708 DM | SANDY TEAK | 17 | 22 & 42 |
| CT 6761 DM | TRENDY OAK | 12 | |
| CT 6800 DM | VELVET OAK | 12 | |
| CT 6801 DM | PALA SENTO CREAM | 10 | 22 & 42 |
| CT 6910 DM | ORIGINAL WENGE | 22 | 22 |
| CT 7812 T | SYCAMORE OAK | 12 | 22 & 42 |
| CT 7815 T | OLDIE WALNUT | 23 | 22 & 42 |
| CT 7823 T | EXOTIC WALNUT | 23 | 22 & 42 |
| CT 7833 T | OSTEN ASH | 9 | 22 & 42 |
| CT 7837 T | BALZERS ASH | 9 | 22 & 42 |
| CT 7838 T | VELES OAK | 20 | 22 & 42 |
| CT 7841 T | STEYR OAK | 20 | 22 & 42 |
| CT 7842 T | FORSSA OAK | 9 | 22 & 42 |
| CT 7844 T | BRUS WALNUT | 14 | 22 & 42 |
| CT 7846 T | ALMERO TEAK | 17 | 22 & 42 |
| CT 7852 T | TAN WALNUT | 14 | 22 & 42 |
| CT 7853 T | BELFOUR SHEDUA | 23 | 22 & 42 |
| CT 7854 T | COMMON OAK | 12 | 22 & 42 |
| CT 7855 T | DELMAS WALNUT | 20 | 22 |
| CT 7856 T | KIRKWOOD TEAK | 18 | 22 & 42 |
| CT 7857 T | INDIE OAK | 10 | 22 & 42 |
| CT 7858 T | STRAND WALNUT | 24 | 22 & 42 |
| CT 7859 T | WARDEN WALNUT | 15 | 22 & 42 |
| CT 7860 T | KRIEL OAK | 10 | 22 |
| CT 7861 T | LIVE WOOD | 23 | 22 & 42 |
| CT 7862 T | SPLASH ASH | 23 | 22 & 42 |
| CT 7863 T | MANSONITA | 24 | 22 & 42 |
| CT 7864 T | CANYON OAK | 10 | 22 & 42 |
| CT 7865 T | MOUNTAIN OAK | 10 | 22 & 42 |
| CT 7866 T | AKASIA OAK | 9 | 22 & 42 |
| CT 7868 T | CORNELIA WOOD | 23 | 22 & 42 |
| CT 7869 T | CHINA BERRY | 24 | 22 & 42 |
| CT 7870 T | EASTERN HEMLOCK | 25 | 22 |
| CT 7871 T | WAMARA | 25 | 22 & 42 |
| CT 7872 T | SWEET BAY | 23 | 22 & 42 |
| CT 7873 T | SALTA CHERRY | 16 | 22 & 42 |
| CT 7874 T | CLIFTON WALNUT | 23 | 22 & 42 |

WOODGRAIN

| CODE | DESCRIPTION | PAGE | EDGING |
|---------------|----------------------|------|---------|
| CT 7875 T | MANZANITA | 16 | 22 & 42 |
| CT 7876 T | SHANNON TEAK | 20 | 22 & 42 |
| CT 7878 T | ARGENTINA CHERRY | 21 | 22 & 42 |
| CT 7879 T | GODERICH OAK | 15 | 22 & 42 |
| CT 8480 NT | NATURAL CADIZ WALNUT | 13 | |
| CT 8481 NT | CADIZ WALNUT | 13 | |
| CT 8482 NT | LIGHT CADIZ WALNUT | 13 | |
| CT 8483 NT | COCOA CADIZ WALNUT | 13 | |
| CT 8570 NT | RUSTIC OAK | 11 | |
| CT 8571 NT | SHASTA OAK | 11 | |
| CT 8721 BW | WILDERY ELM | 17 | |
| CT 8741 BW | MORRIS TEAK | 17 | |
| CT 8771 BW | ARCHER OAK | 15 | |
| CT HZ 5101 T | CLOUD ARBUSCLE | 25 | |
| CT HZ 5102 T | RUSTIC TEAK | 25 | |
| CT HZ 6421 DM | TOSA OAK | 25 | |
| CT HZ 6422 DM | MURIPA OAK | 25 | |
| CT HZ 6423 DM | RORO OAK | 25 | |
| CT HZ 6424 DM | DISTRAIS OAK | 25 | |

METAL

| CODE | DESCRIPTION | PAGE | EDGING |
|-----------|-------------------|------|--------|
| CT 0501 G | GOLDEN MIRROR | 31 | |
| CT 0502 G | SILVER MIRROR | 31 | |
| CT 0516 | BRUSHED STAINLESS | 32 | |
| CT 0517 | VINTAGE BRONZE | 32 | |
| CT 0518 | BRUSHED SILVER | 32 | |
| CT 0520 | BRUSHED COPPER | 32 | |
| CT 0521 | BRUSHED GOLD | 32 | |
| CT 8001 G | PEARL | 31 | |
| CT 8002 G | BRONZE PEARL | 31 | |
| CT 8003 G | GREY PEARL | 31 | |
| CT 8104 G | GALAXY BLACK | 31 | |



Carta Laminates Maintenance & Care

CARTA LAMINATES are generally easy to maintain with a simple wipe using a damp cloth and mild soap over the surface. Make sure to wipe dry after each cleaning.

Difficult stains such as coffee or tea spill can easily be removed with a mild household cleaner or detergent. For a more persistence stain, baking soda or a warm 10% vinegar solution can be used - remember to wash them off with warm water and wipe dry. Undiluted nail polish remover or household bleach can be used if any of the above methods does not work. Apply them to the stain and let stand for 2 minutes before rinsing them with warm water and wipe dry.

Precautions when handling & caring for Carta Laminates

- Never put hot cookware appliances directly on the countertop, as it may scar the laminates surface. Remember to always use a heat shield or trivet before putting them on the surface.
- High acidic and abrasive solution can damage laminate surface.
- Only use SOFT cloth/sponge/brush when cleaning the laminate surface.
- Never cut directly on the laminate surface, ALWAYS use a chopping board when using knives or sharp objects.
- To minimize scratching, especially on dark colour & high gloss surface, dont drag or slide objects when lifting or putting them on countertop.
- WARNING: Prolonged exposure to bleach or other strong household chemical will cause discolouration to the laminate surface.
- To avoid scratching on the surface, please do not remove the protective film until the whole fabrication & installation has been completed.



PT Prasetya Gema Mulia

SOUTH78

Jl. Boulevard Gading Serpong
Blok O No. 7 & 8, Gading Serpong,
Tangerang, Banten 15334



www.cartalaminates.com
info@cartalaminates.com



021 5098 6988
021 5365 1607



scan here for
customer care



Carta Laminates



0877 77 004 005



@cartalaminates